



lumini Solucoes em Iluminacao LTDA
www.lumini.com.br
Email:laboratorio@lumini.com.br
Tel:+55 11 3437-5555 Fax:+55 11 3437-5555
Address:Rua Ferreira Viana, 716 - Socorro - São Paulo/SP

lumini

LumCAT:

Luminaire: rocket xsm ext cnp fa

LampCAT: modulo led 9W 27K irc 90

Ballast type:

Report No:

Voltage(V): 127.0000

Test No:

Current(A): 0.0680

Number of Lamps: 1

Power (W): 8.6300

Lamp flux(lm): 325.0

PF: 0.4300

Length(mm): 40

Width(mm): 40

Phm Type: C

Height(mm): 0

Photometric Results

Lumens(lm): 194.05, Efficiency(%): 59.71% , Luminous Efficacy(lm/W): 22.49

Central intensity(cd): 276.712, Maximum intensity(cd): 276.712

Angle of maximum intensity: C=0.0 γ =0.0

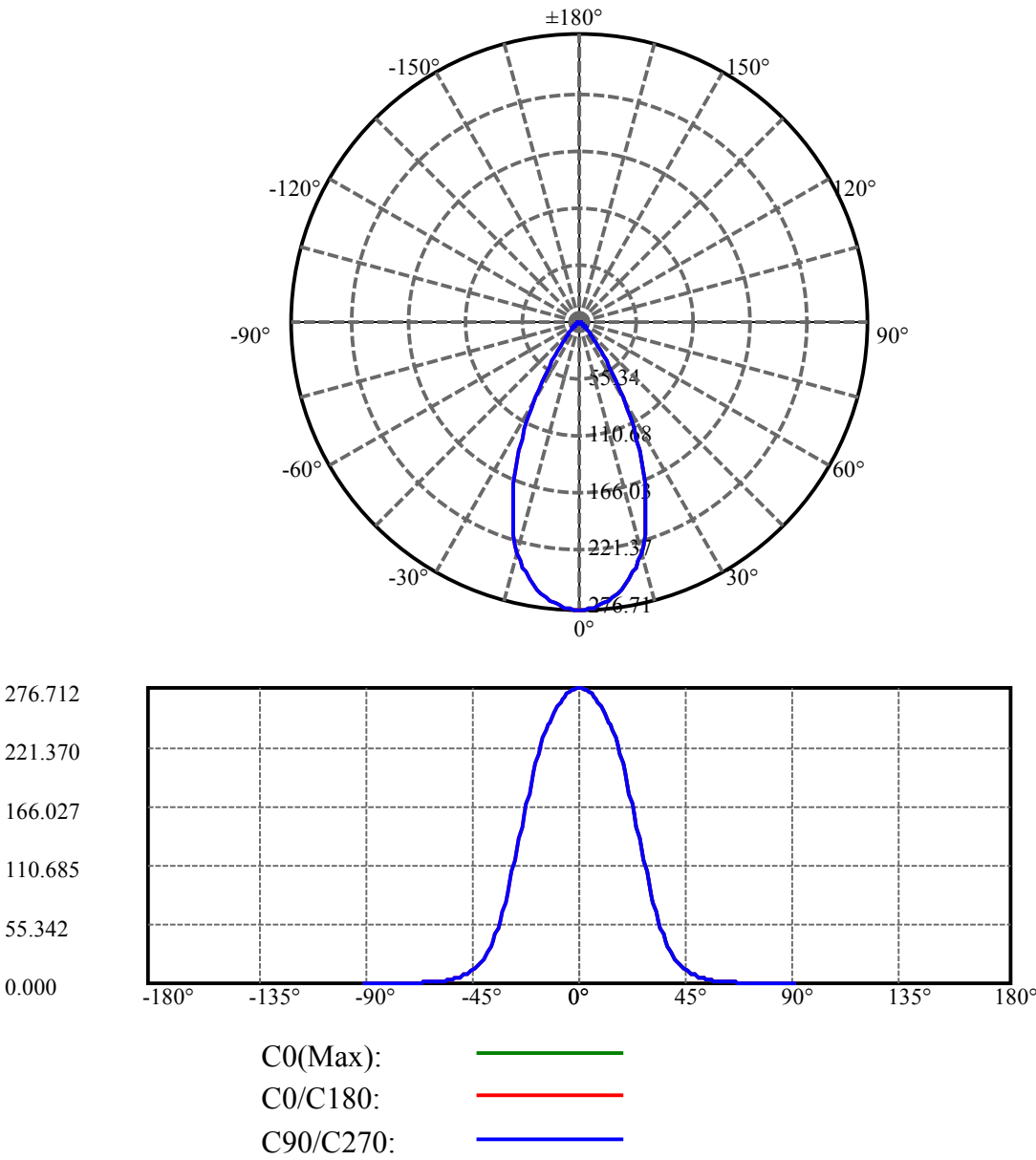
Beam angle of C0 plane : 49.53

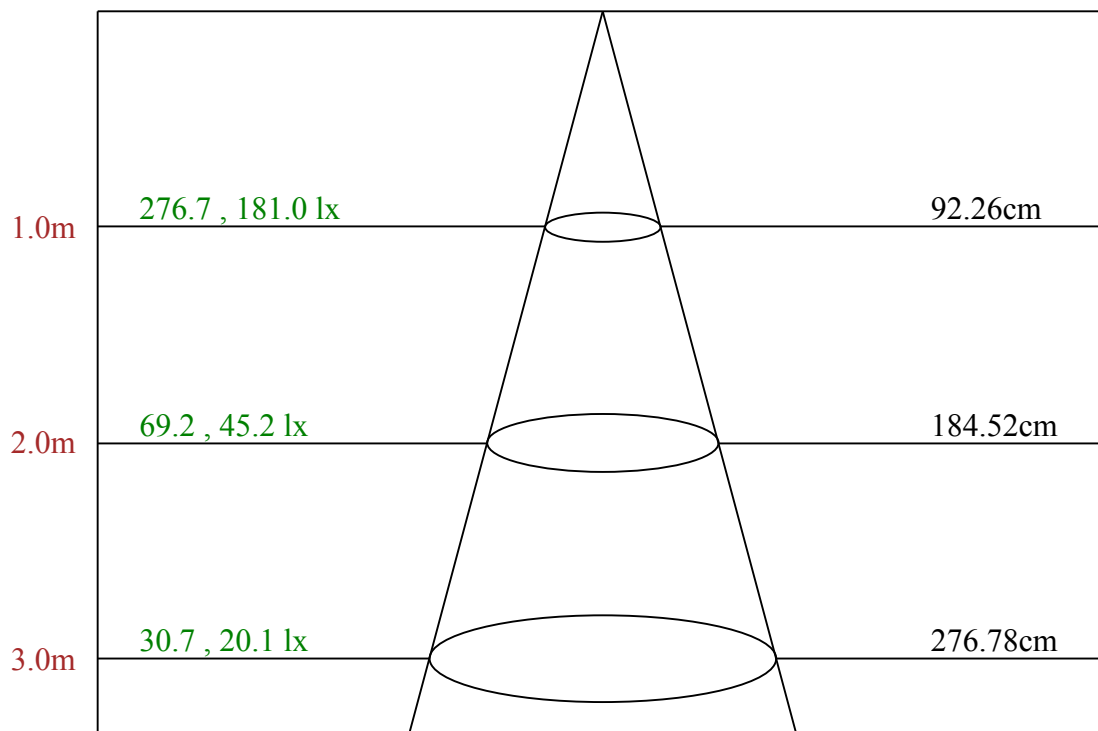
Aveage BeamAngle(IEC 61341):49.53

Equipment: equipamento lumini
Temperature(°C): 25.5

Date: 25/09/2024
Humidity(%): 55.0%

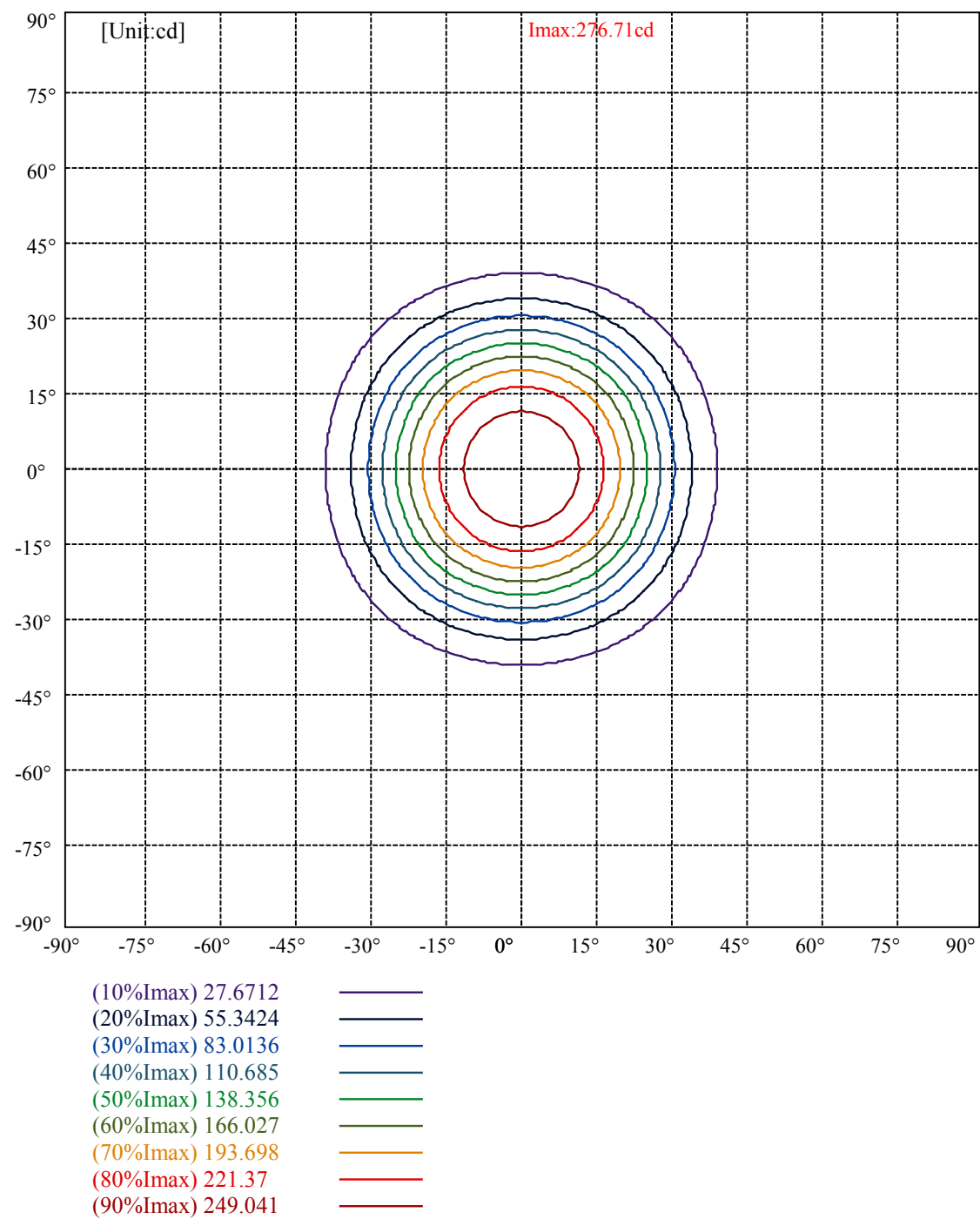
Operator: 01
Distance(m): 6.90





Max , Ave

Beam angle of C0 plane 49.53



Luminance Table

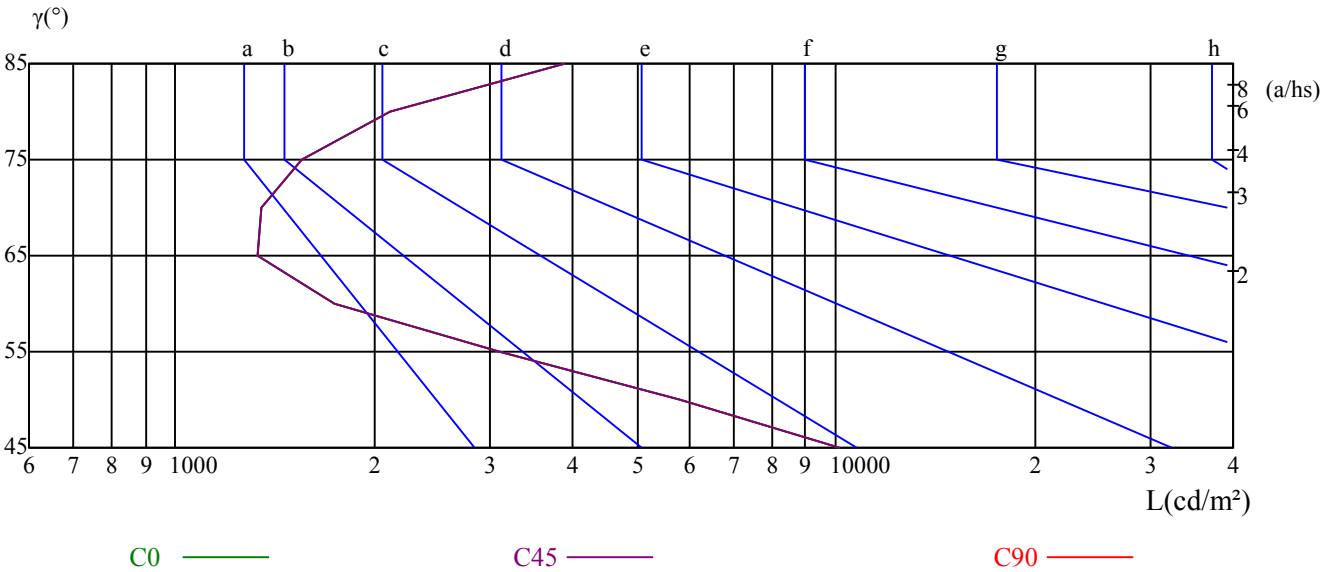
γ	45	50	55	60	65	70	75	80	85
C0	10132	5799	3095	1744	1330	1349	1555	2118	3879
C45	10132	5799	3095	1744	1330	1349	1555	2118	3879
C90	10132	5799	3095	1744	1330	1349	1555	2118	3879

L(Hor)(65)	L(Ver)(65)	L45(65)	L(Hor)(75)	L(Ver)(75)	L45(75)	L(Hor)(85)	L(Ver)(85)	L45(85)
1330	1330	1330	1555	1555	1555	3879	3879	3879

Glare Table

Glare	Quality	Service Values Illuminance(lx)							
1.15	A	2000	1000	500	≤ 300				
1.5	B		2000	1000	500	≤ 300			
1.85	C			2000	1000	500	≤ 300		
2.2	D				2000	1000	500	≤ 300	
2.55	E					2000	1000	500	≤ 300
		a	b	c	d	e	f	g	h

Luminance Limiting Curve



Illumination assessment according UGR											
Rf of Ceiling	70	70	50	50	30	70	70	50	50	30	
Rf of Wall	50	30	50	30	30	50	30	50	30	30	
Rf of Floor	20	20	20	20	20	20	20	20	20	20	
Room dimensions		Viewed crosswise					Viewed endwise				
X	Y										
2H	2H	16.80	17.78	17.16	18.09	18.41	17.72	18.71	18.08	19.02	19.33
	3H	16.64	17.51	17.03	17.85	18.20	17.56	18.43	17.95	18.77	19.11
	4H	16.58	17.38	16.98	17.74	18.11	17.49	18.29	17.89	18.65	19.02
	6H	16.55	17.29	16.97	17.67	18.07	17.45	18.19	17.87	18.57	18.97
	8H	16.53	17.23	16.95	17.62	18.03	17.43	18.13	17.85	18.52	18.92
	12H	16.53	17.20	16.96	17.59	18.01	17.43	18.09	17.85	18.49	18.91
4H	2H	16.54	17.34	16.94	17.70	18.07	17.45	18.25	17.85	18.61	18.97
	3H	16.37	17.04	16.79	17.43	17.85	17.26	17.94	17.69	18.33	18.75
	4H	16.35	16.93	16.79	17.36	17.81	17.24	17.82	17.68	18.25	18.69
	6H	16.33	16.84	16.81	17.30	17.75	17.20	17.71	17.67	18.16	18.62
	8H	16.36	16.84	16.85	17.30	17.77	17.22	17.70	17.71	18.16	18.63
	12H	16.44	16.88	16.93	17.34	17.86	17.30	17.74	17.79	18.20	18.72
8H	4H	16.19	16.67	16.68	17.13	17.60	17.07	17.54	17.56	18.00	18.48
	6H	16.21	16.60	16.72	17.08	17.60	17.06	17.45	17.57	17.93	18.44
	8H	16.35	16.67	16.88	17.20	17.69	17.18	17.51	17.72	18.03	18.53
	12H	16.51	16.77	17.06	17.28	17.81	17.34	17.59	17.88	18.11	18.63
12H	4H	16.15	16.59	16.64	17.05	17.57	17.03	17.46	17.52	17.92	18.44
	6H	16.24	16.56	16.77	17.09	17.58	17.07	17.40	17.61	17.92	18.42
	8H	16.36	16.62	16.90	17.13	17.66	17.18	17.43	17.72	17.95	18.47
Variation with the observer position at spacings:											
S = 1.0H		4.4/-6.7					4.4/-6.7				
S = 1.5H		6.9/-7.1					6.9/-7.1				
S = 2.0H		8.7/-6.1					8.7/-6.1				
Standard tables:		BK1					BK1				
Uncorrected UGR		-2.7					-2.7				

依据CIE Publ. 117 计算 UGR, S/H = 0.25